

Executive Summary

- 81 colleges registered
- 27 Core topics delivered + DSP Lab + CII + GUVI
- 26 IIT Faculty involved - IITM(12), IITD(3), IITB(3), IITKgp(6) and IITMandi(2)
- 30149 students registered, 10513 certificates issued
- **Leap in Attendance** – Student Attendance: 71% College Attendance: 88%
- **Students Participation in Assessments increased** from 13% to 35%
- Online Feedback had a better participation than previous semesters
- Coursepack was accessed only for assessments
- Out of 4 “Spark” topics, only one(Solar DC) was delivered
- **Refundable deposit** – showed committed participation
- Interactions more on Question tab than AV
- Parallel sessions reduced to 10% of total sessions

Statistics of QEEE Jan-Apr 2017

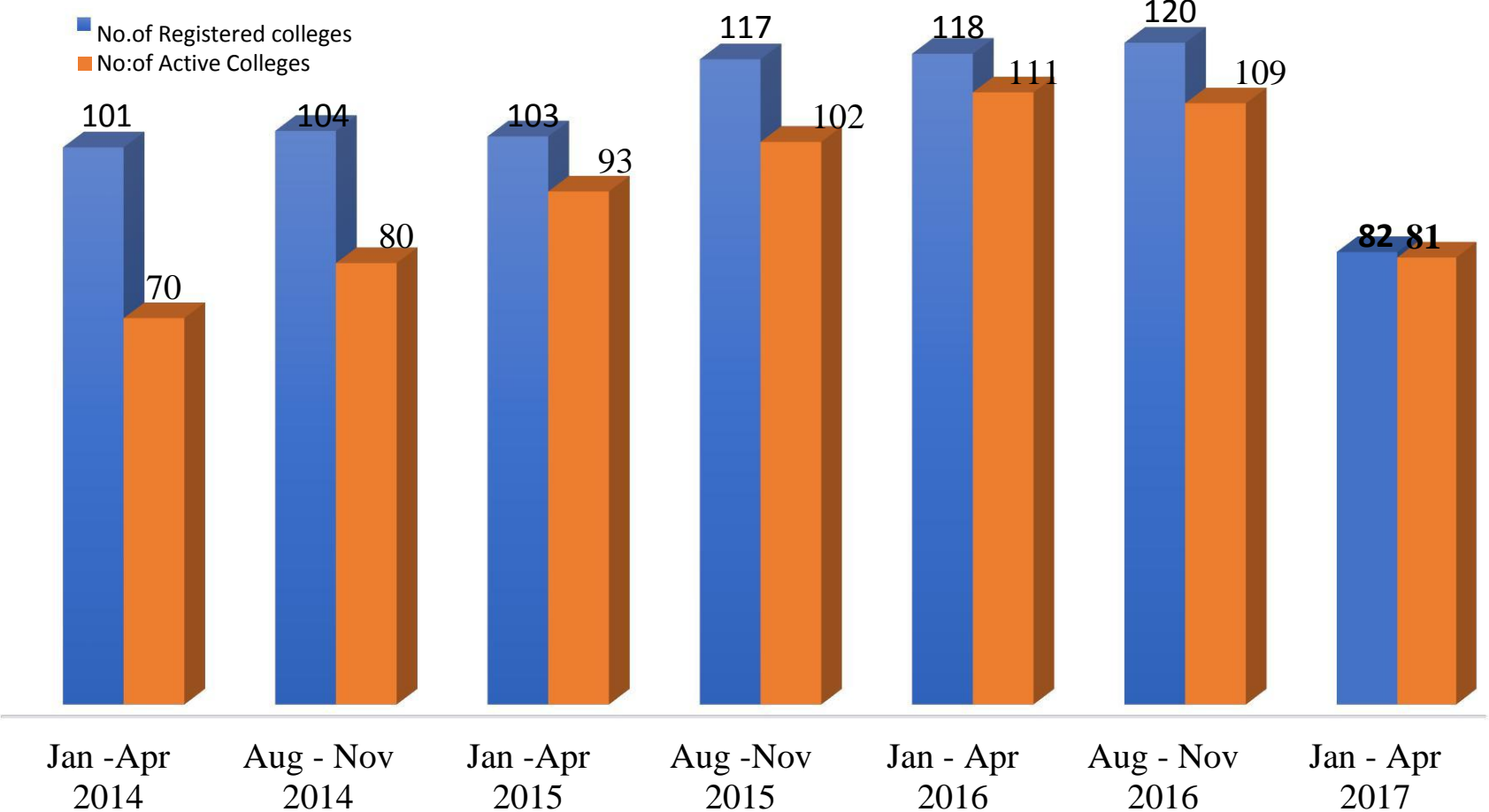
- No. of topics delivered: 28 (core topics) + DSP Lab + CII
- No. of Active Colleges: 81
- IITs participated: IITM, IITB, IITD, IITMandi, IITKgp
- No. of students registered: 30,149
- No. of student certificates: 10,513
- No. of “Partners”:38
- No. of “Committed”:15

New Features of Jan-Apr 2017

- Refundable Deposit Model
 - Each topic registration charged at 2000/- which was refunded on attendance to all 3 sessions
- The registration would be open for a month but in this semester it was open till one week before the start of a topic.
 - This helped the colleges to fit QEEE to their schedule
- Proctored Assignment
 - Along with Proctored Quiz, Proctored Assignment was mandatory for certificates.

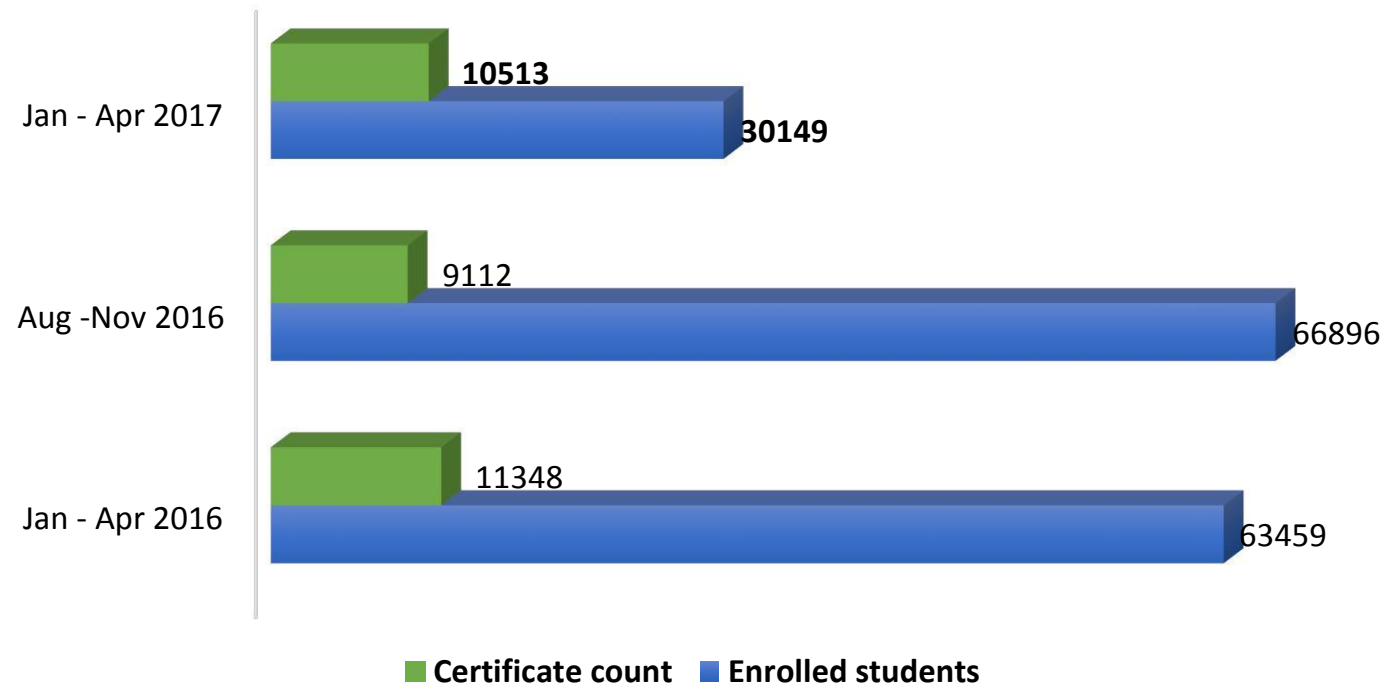
ANALYSIS OF QEEE Jan-Apr 2017

Participation Analysis



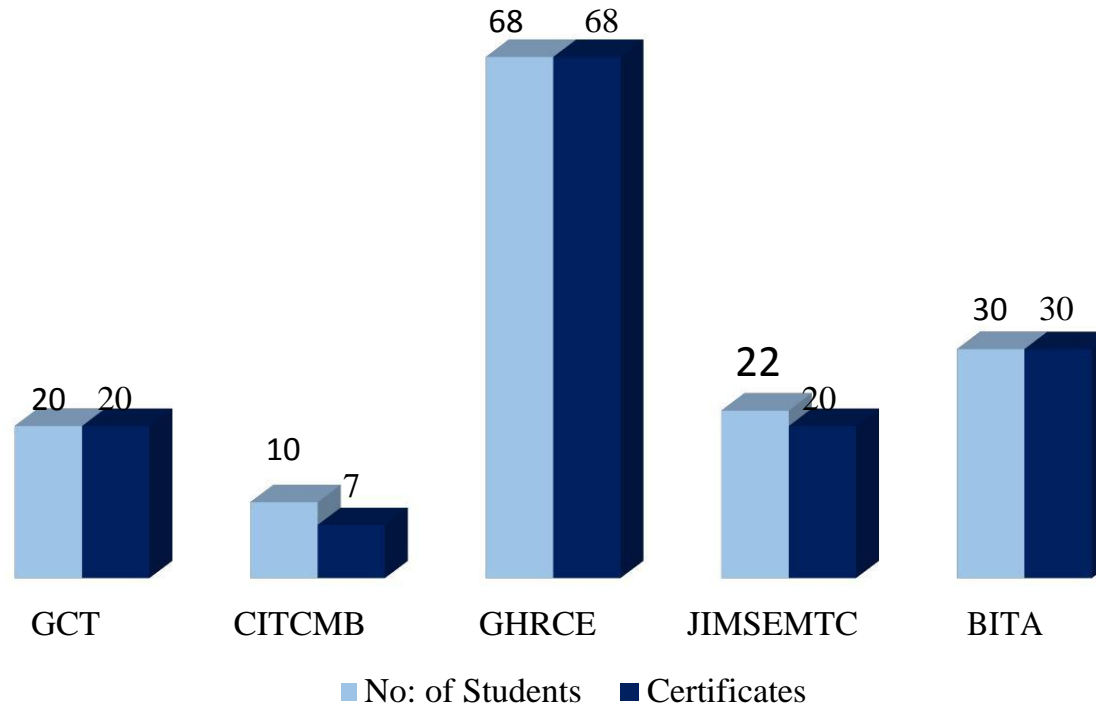
Refundable deposit model ensured the commitment from the colleges to be part of QEEE program

Performance Analysis



% of students eligible for certificates has increased from 14% to 34%

Introduction to DSP Labs Jan-Apr 2017

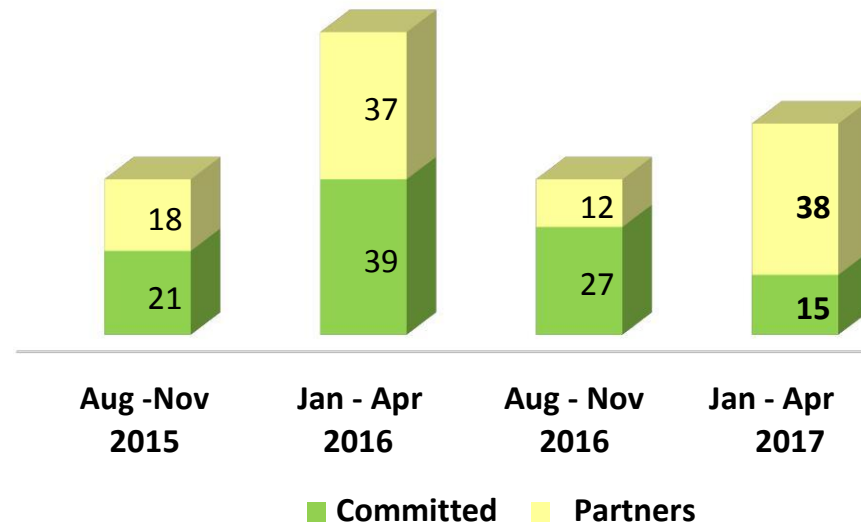


Colleges has scaled up in attending all the sessions and the no. of certificates given was also comparatively high

College Categorization

Colleges are categorized based on the weighted average of the below parameters:

- Participation
- Attendance
- Interaction
- Performance



The ratio of Partners to registered colleges is 46% which is highest across all semesters. This indicates good syllabus alignment, commitment and student performance

Concerns

- Initial glitches in understanding the payment process
- Email verification
 - Communication on why and how of email verification was not given
- Interaction
 - A/V interaction remains low. Technical problems like echo, bandwidth issues at colleges persists.
- Coursepack Usage
 - Very low
 - Forum was underutilized
- Lack of coordination between the Local Faculty and the Coordinator
 - Operational flow was not passed on
 - Roles and responsibilities were not known to local faculty

PARTNERS OF QEEE JAN-APR 2017

- Amrita School of Engineering, Coimbatore
- B.S Abdur Rahman University, TN
- Basaveshwar Engineering College Karnataka
- BIT Institute of Technology ,Hindupur, AP
- BMS College of Engineering, Bangalore
- College of Engineering and Technology Bhubaneswar, Orissa
- College of Technology and Engineering,Udaipur
- Deenbandhu Chhotu Ram University of Sc. & Tech. Haryana
- Dhronacharya College of Engineering
- Don Bosco College of Engineering and Technology, Assam
- Dronacharya Group of Institutions
- G.H. Raisonni (GHRCE) Nagpur Maharastra
- Guru Nanak Dev Engineering College, Gill Road, Ludhiana PUNJAB

PARTNERS OF QEEE

JAN-APR 2017

- Indo Global College of Engineering, Punjab
- ITM University, Gurgaon
- JNTUA College of Engineering, AP
- K.S.Rangasamy College of Technology, TN
- Kuppam Engineering College
- Malla Reddy Engineering College, Secunderabad,
- Manipal Institute of Technology, Manipal Karnataka
- MPSTME, SVKM's NMIMS Maharashtra
- Paavai Engineering College
- PEC University of Technology, Haryana
- Pondicherry Engineering College Puducherry
- Poornima College of Engineering Rajasthan
- PSG College of Technology, Coimbatore

PARTNERS OF QEEE

JAN-APR 2017

- R. C. Patel Institute of Technology, Maharashtra
- Rajarambapu Institute of Technology, Rajaramnagar, Maharashtra
- RVIT Bijnor, Uttar Pradesh
- Shaheed Udham Singh College of Engineering and Technology, Punjab
- Shri Vishnu Engineering College for women, Andhra Pradesh
- Sree Vidyanikethan Engineering College Andhra Pradesh
- Swami Parmanand College Of Engineering & Technology, Punjab
- Thapar University, Patiala, Punjab
- Thiagarajar College of Engineering, Madurai
- TKM College of Engineering Kollam
- Vasavi College of Engineering, AP
- Vidya Pratishthan's College of Engineering, Baramati.

COMMITTED TO QEEE

JAN-APR 2017

- Aditya Institute of Technology And Management
- Coimbatore Institute of Technology Coimbatore
- Dr K N Modi University
- Global Institute of Technology
- Government College of Engineering Bargur
- Government College of Technology Coimbatore
- Govt. college of Engineering Aurangabad
- Govt. College of Engineering Salem
- Govt. Engineering College Ajmer
- Gulzar Group of Institutes, Punjab
- Indore Institute of Science & Technology
- LBS Institute of Technology for Women Poojappura
- R.V. College of Engineering
- Saintgits College of Engineering, Kottayam
- Talla Padmavathi College of Engineering

Summary

- 81 colleges registered
- 27 Core topics delivered + DSP Lab + CII + GUVI
- 26 IIT Faculty involved - IITM(12), IITD(3), IITB(3), IITKgp(6) and IITMandi(2)
- 30149 students registered, 10513 certificates issued
- **Leap in Attendance** – Student Attendance: 71% College Attendance: 88%
- **Students Participation in Assessments increased** from 13% to 35%
- Online Feedback had a better participation than previous semesters
- Coursepack was accessed only for assessments
- Out of 4 “Spark” topics, only one(Solar DC) was delivered
- **Refundable deposit** – showed committed participation
- Interactions more on Question tab than AV

THANK YOU